

Date: 20/05/2020

Ref: AIS/2020-21/0007

## Class LKG






Dear Parents,



Warm Greetings!

Summer vacations are indeed a time for our students to rejuvenate, reinvigorate, revive and explore new domains. However, looking at the present predicament of the pandemic, it is essential that we encourage and support our children to brave the lockdown and positively deal with the quarantine period. Keeping the same in mind our teachers have designed a stress free, productive and fun filled Holiday H.W. which will engage the children in various hands on activities/projects, keeping the pen and paper at bay.

We have also set forth some tips for the parents to make this quarantine period a fruitful experience for the kids:

- Encourage your child to maintain personal hygiene by washing his/her hands frequently.
- Reward your child's creative efforts; guide and support your child by boosting his/her confidence.
- Admire the nature, enjoy the beautiful morning sunrise and evening sunset, hear the birds chirping and see the fluttering butterflies.
- Engage your child in free play.
- Create picture stories and read aloud.
- Allow them to do free hand scribbling, gradually moving to controlled strokes.
- Engage them with building blocks and let them demonstrate their imagination.
- Spend time watching age appropriate movies:  
Suggested movies: 1. THE MANY ADVENTURES OF VINNIE THE POO.  
2. MY NEIGHBOUR TOTORO.
- Limit the screen time.
- Relive old memories with your child through photo albums and reminisce over past moments, stories and experiences.
- Ensure that the children revise the video tutorial lessons shared in the months of April and May to enable them to stay in touch with their academics.
- Engage children in simple fun indoor activities like alphabet scavenger hunt, sorting of cereals, room cleaning race etc.
- Along with the above, help your child complete the following hands on activities subject wise:

Subject	Topic	Description	Reference/Sample
ENGLISH	Paper tearing and pasting	Draw any object with letter L, T, H and decorate the picture by tearing and pasting papers.	
N. Work	Finger tip and vegetable print	<ul style="list-style-type: none"> <li>Use a finger to print the correct number of raindrops</li> </ul>  <ul style="list-style-type: none"> <li>Decorate the <b>big</b> doll with vegetable printing</li> </ul> 	<p><b>Finger tip Printing</b></p>  <p><b>Vegetable printing</b></p> 

EVS	Shapes and patterns	<ul style="list-style-type: none"><li>• Collect different types of leaves and make primary shapes out of them.</li><li>• Paste bindies to complete the following patterns of the picture.</li></ul> 	
-----	---------------------	---	---

Wishing our lovely students a safe and fun filled vacation!

Warm Regards,



.....  
Mrs. Simran Sanghera  
Headmistress