

Date: 20/05/2020

Ref: AIS/2020-21/0008

CLASS - UKG


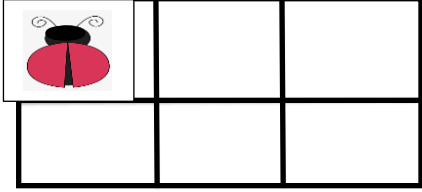



Dear Parents,

Warm Greetings!

Summer vacations are indeed a time for our tiny tots to rejuvenate, reinvigorate, revive and explore new domains. However, looking at the present predicament of the pandemic, it is essential that we encourage and support our children to brave the lockdown and positively deal with the quarantine period. Keeping the same in mind, our teachers have designed a stress free, productive and fun filled Holiday H.W. which will engage the children in various hands on activities/projects, keeping the pen and paper at bay.

We have also set forth some tips for the parents to make this quarantine period a fruitful experience for the kids:

- Encourage your children to maintain personal hygiene by washing their hands frequently.
- Reward your child's creative efforts, guide and support your child boosting his/her confidence.
- Admire the nature, enjoy the beautiful morning sunrise and evening sunset, hear the birds chirping and see the fluttering butterflies.
- Help your child learn to tie shoe laces and button their dress. This will make them independent and will also aid in enhancing fine motor skills.
- Encourage colouring by using strokes in one direction (left to right).
- Encourage free hand drawing.
- Engage them with building blocks and let them demonstrate their imagination.
- Spend time watching age appropriate movies:
Suggested movies: 1. FINDING NEMO.
2. ICE AGE .
3. THE LION KING.
- Read aloud to your children and enrich your bond with them. This will also trigger their creative imagination.
- Limit the screen time.
- Relive old memories with your child through photo albums and reminisce over past moments, stories and experiences.
- Ensure that the children revise the video tutorial lessons shared in the months of April and May to enable them to stay in touch with their academics
- Alongwith the above, help your child complete the following hands on activities subject wise:

Subject	Topic	Description	Reference/Sample
English	Short sound of 'a' and 'i'	<ol style="list-style-type: none"> To create a beautiful sunflower word family you need A4 size paper / chart paper Paper plate Pop stick Metal brads Prepare 10 petals of sunflower (5 out of short sound for 'a' and 5 out for short sound of 'i'). Each child is required to make 10 three letter words out of two letter words. For the procedure kindly refer the link . 	https://www.pinterest.ca/pin/528117493805182191/ 
Number Work	Addition	<ol style="list-style-type: none"> Students will take 1/2 of a white chart paper, divided into six equal parts for making six addition sums . Draw lady bug in each box as shown below :  Paste bindis in each of the wings. For example :  $3 + 4 = 7$ Complete the work by drawing or placing the google eyes as the eyes of the ladybug. 	
EVS	Flowers	<ol style="list-style-type: none"> Fun Flower Activity require a white chart paper, dry flower and leaves. Collect flowers along with its leaf that are available near and around your home. Dry it completely. Paste the flowers and write the names below in a box. The children can decorate the paper. 	

Wishing our lovely students a safe and fun filled vacation!

Warm Regards,



.....
 Mrs. Simran Sanghera
 Headmistress