

Date: 20/05/2020

Ref: AIS/2020-21/0008

CLASS - I



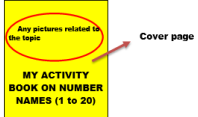

Dear Parents,

Warm Greetings!

Summer vacations are indeed a time for our young learners to rejuvenate, reinvigorate, revive and explore new domains. However, looking at the present predicament of the pandemic, it is essential that we encourage and support our children to brave the lockdown and positively deal with the quarantine period. Keeping the same in mind, our teachers have designed a stress free, productive and fun filled Holiday H.W. which will engage the children in various hands on activities/projects, keeping the pen and paper at bay.

We have also set forth some tips for the parents to make this quarantine period a fruitful experience for the kids:

- Encourage your children to maintain personal hygiene by washing their hands frequently.
- Reward your child's creative efforts; guide and support your child by boosting his/her confidence.
- Admire the nature, enjoy the beautiful morning sunrise and evening sunset, hear the birds chirping and see the fluttering butterflies.
- Help your child do simple age appropriate tasks independently e.g. open and close his/her lunch box, brush his/her teeth.
- Follow a healthy schedule; let them know the value of eating healthy, drinking adequate amount of water and remaining physically active.
- Spend time watching age appropriate movies:
Suggested movies: 1. LITTLE STUART
2. THE JUNGLE BOOK.
- Read aloud to your child and enrich your bond with them. At the same time trigger their creative imagination.
- Limit the screen time.
- Relive old memories with your child through photo albums and reminisce over past moments, stories and experiences.
- Ensure that your child revises the video tutorial lessons shared in the months of April and May to enable them stay in touch with their academics.
- Ensure that students complete all assignments given in the months of April and May and submit them when the school reopens.
- Along with the above, help your child complete the following hands on activities subject wise:

Subject	Topic	Description	Reference/sample
English	Noun	<p>Name of the Activity-Noun Town</p> <p>Students will do this activity on an A4 size white paper or 1/4th of white chart paper .They will collect and paste pictures of different person, place, animal and thing from old newspapers or magazines and then will create a noun town as shown in the picture.</p>	
EVS	Plant World	<p>Name of the Activity- Activity on food from plants.</p> <p>Students will do this activity on an A4 size paper where he/ will create a thank you card for all the community helpers who are helping us in this Covid-19 situation with the help of spices. As we all know that spices are important part of our diet and it helps us to keep our immunity strong. They can make any drawing with the help of spices.</p>	
Number Work	Number Names 1 to 20	<p>Name of the Activity- MY ACTIVITY BOOK ON NUMBER NAMES (1 to 20).</p> <p>Material Required-</p> <ol style="list-style-type: none"> Scrap book / Table calendar / Spiral binding book (Any one). Cover the above with bright colour chart paper. Decorate the cover page <p>With any cut out, glitter ,stickers etc. Any hand drawing can be used to make the cover attractive and should contain the topic.</p> <p>Steps shown below:-</p> <div style="display: flex; justify-content: space-around;"> <div style="text-align: center;">  <p>Any pictures related to the topic</p> <p>MY ACTIVITY BOOK ON NUMBER NAMES (1 to 20)</p> </div> <div style="text-align: center;"> <p>Cover page</p> <div style="border: 1px solid black; padding: 5px; background-color: yellow;"> <p>Name- Class- Section- School-</p> </div> <p>1st page</p> </div> </div> <div style="text-align: center;">  <p>2nd page</p> <p>1 ONE</p> <p>Picture can be sticker, magazine cut out, hand drawing etc</p> <p>This will continue till 20 (twenty) with different pictures, each number in each page.</p> </div>	

Wishing our lovely students a safe and fun filled vacation!

Warm Regards,



.....
 Mrs. Simran Sanghera
 Headmistress