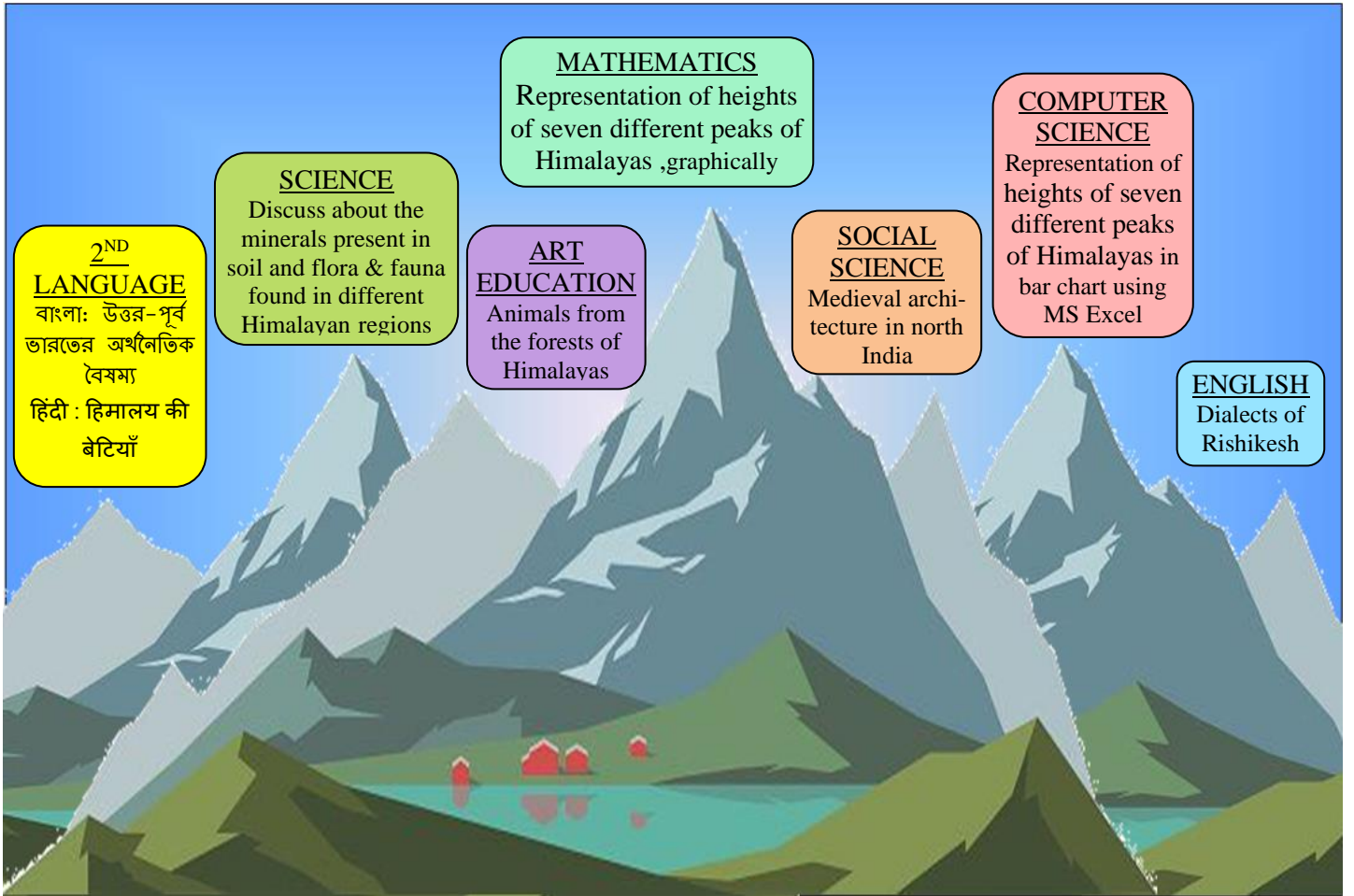




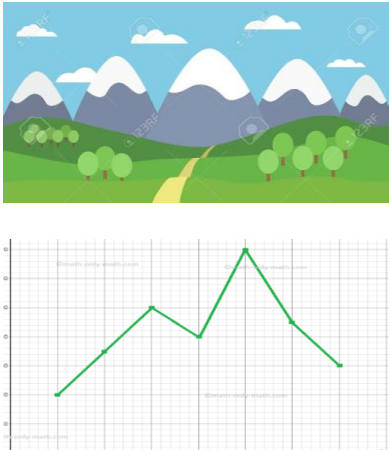

ASIAN INTERNATIONAL SCHOOL
SUMMER HOLIDAY HOMEWORK
CLASS : VII , SESSION : 2022-23



THEME : THE SHADES OF HIMALAYAS
(MULTIDISCIPLINARY PROJECT IN ALIGNMENT WITH NEP 2020)







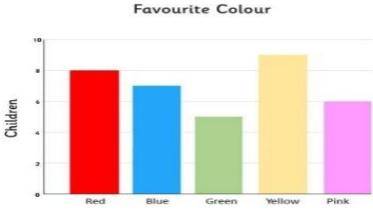

GENERAL GUIDELINES :

Write on A4 sheets, or make tables / chart / drawings on chart papers, or represent graphically on graph papers, or make MS Word DOC file, or make Power Point Presentation (only for Computer Science), or do as directed and follow all the other guidelines mentioned below to complete your assignments.

Subject	Topic	Guidelines	21 st Century Skill to be Enhanced
Mathematics	<p>Representation of heights of seven different peaks of Himalayas (in metres) with the help of a line graph.</p> 	<ul style="list-style-type: none"> ◆ Take A4 sheets to complete your project. Put them in a channel file. ◆ Your project must include an introduction, a body and a conclusion. ◆ Mention seven Himalayan peaks (names and heights in metres). Use a table to represent your data. ◆ Represent your data on a graph paper (line graph) using pencil and ruler. 	<ul style="list-style-type: none"> ◆ Cognitive ability. ◆ Creative thinking. ◆ Computing ability. ◆ Representation of complex real-life data in a simplified format.
Science	<p>Discuss about the minerals present in soil and flora & fauna found in different Himalayan regions. Mention the sustainable development goals achieved through this project.</p> 	<ul style="list-style-type: none"> ◆ Take A4 sheets to complete your project. Put them in a channel file. ◆ Your project must include content, introduction, body, conclusion, bibliography and acknowledgement. ◆ Mention the different types of minerals found in the Himalayan soil. ◆ Explain about the diversity of flora (flowers) and fauna (animals) of those regions in the light of their habitats, adaptation and their ecological impact. ◆ Paste coloured pictures or draw with pencil on the topic and colour the same. 	<ul style="list-style-type: none"> ◆ Cognitive ability. ◆ Analysis, interpretation. ◆ Critical thinking. ◆ Research skills and practices. ◆ Collaboration and creativity.
Social	Medieval	The project should be	<ul style="list-style-type: none"> • Creativity.

<p>Science</p>	<p>Architecture in North India:</p> <ul style="list-style-type: none"> ✓ Project content should be covered within 10 pages including coversheet, acknowledgement, Content, Bibliography. ✓ Omit using Colours like– Red, pink, orange etc. ✓ Colours which could be used – Blue, Brown, Green, Violet, Black etc. ✓ You can use news paper clippings, maps, diagrams and other relevant materials. ✓ The project has to be a handwritten project. ✓ Project should be done in Practical Sheets and tied in a lace file. 	<p>done in the following chronology:</p> <ul style="list-style-type: none"> ✓ Cover Page – Name, Class, Section, Roll Number ✓ Acknowledgement ✓ Content ✓ Introduction ✓ Medieval Architecture: A Symbol of Power ✓ Qutub Minar, Agra Fort, Charminar, Taj Mahal, Red Fort, Jama Masjid, Gol Gumbaz etc could be taken as examples. ✓ The Nagara Style (Northern style) ✓ Conclusion ✓ Bibliography <p>(Project should contain relevant information as guided above with pictures)</p>	<ul style="list-style-type: none"> • Critical thinking. • Cognitive skills. • Technological, geo-political and socio-economic knowledge.
<p>English</p>	<p>Research and write a paragraph about the dialects of Rishikesh.</p> <p>Examples: Kumauni, Garhwali, etc.</p> 	<ul style="list-style-type: none"> • The project should be done in white A4 sheet papers and submitted in a channel file. • The papers should be bordered. • The project should be handwritten. • Your project must have headings and subheadings. • You can use ONLY blue or black coloured pens. • The project should have an introduction and conclusion written in separate paragraph. 	<ul style="list-style-type: none"> • Socio-cultural skills. • Creativity. • Literary skills. • Research skills. • Idea design and refinement. • Interpretation and analytical skills. • Cognitive skills.

<p>2nd Language (বাংলা)</p>	<p>উত্তর-পূর্ব ভারতের অর্থনৈতিক বৈশম্যের কারণে তাদের জীবনযাত্রা চিত্রসহ আলোচনা করো:- ক) অর্থনৈতিক কষ্টের কারণ। খ) অর্থনৈতিকভাবে তারা কোন্ জীবনযাত্রার উপর নির্ভরশীল। গ) এই অর্থনৈতিক অবস্থাকে উন্নত করতে হলে কোন্ পথ অবলম্বন করা উচিত বলে তোমার মনে হয়- মতামত জানাও। ঘ) তুমি এই প্রকল্পটি থেকে কী শিখলে?</p> 	<p>ক) হাতের লেখা পরিষ্কার করবে ও বানানে নজর দেবে। খ) লেখার প্রতি যত্ন নেবে। গ) A4 page -এ মার্জিন দিয়ে সুন্দর করে সাজিয়ে তুলবে। ঘ) প্রথম পৃষ্ঠায় বিদ্যালয়ের নাম, নিজের নাম, শ্রেণি ও বিভাগ এবং বিষয়ের নাম লিখতে হবে। ঙ) দ্বিতীয় পৃষ্ঠায় কৃতজ্ঞতা স্বীকার লিখবে। চ) তৃতীয় পৃষ্ঠায় সূচীপত্র লিখতে হবে। ছ) চতুর্থ পৃষ্ঠা থেকে লেখা শুরু হবে।</p>	<ul style="list-style-type: none"> • Critical thinking skill. • Social skill.
<p>2nd Language (हिंदी)</p>	<p>पाठ – हिमालय की बेटियाँ</p> <p>हिमालय से निकलने वाली नदियों का जल स्वच्छ एवं पवित्र होता है किंतु जैसे- जैसे पर्वतीय क्षेत्र से निकलकर मैदानी भाग की ओर आती हैं इनका जल दूषित होता जाता है। जल प्रदूषण की इस समस्या को ध्यान में</p>  	<p>दिए गए गृहकार्य को अपनी हिन्दी कॉपी में ही पूरा करें एवं रंगीन पेंसिल का प्रयोग भी करें। लिखावट सुंदर एवं साफ होनी चाहिए ।</p>	<p>समस्या निवारणात्मक कौशल (Problem Solving Skill).</p>

<p>Computer Science</p>	<p>Representation of heights of seven different peaks of Himalayas (in metres) with the help of a bar chart in Excel Sheet.</p>  	<ul style="list-style-type: none"> ◆ Take A4 sheets to complete your project. Put them in a channel file. ◆ Your project must include an introduction, a body and a conclusion. ◆ Mention five mountain peaks (names and heights in metres). Use a table to represent your data in MS-Excel. ◆ Represent your data on a chart (bar chart) using MS-Excel and take the print outs and compile it. 	<ul style="list-style-type: none"> ◆ Cognitive ability. ◆ Creative thinking. ◆ Computing ability. ◆ Representation of complex real-life data in a simplified format.
<p>Art Education</p>	<p>Animals from the forests of Himalayas.</p> 	<ol style="list-style-type: none"> a) Choose any 2 wild animals exclusively from the Himalayas. b) Use 1/4th of an A3 sized white chart paper for drawing and colouring. c) Draw only one animal on a single sheet. d) Draw and colour only on the rough face of the sheets. e) Don't forget to colour the backgrounds of your drawings. f) You may use only pastel or water colours for colouring. 	<ul style="list-style-type: none"> • Creative skill. • Fine motor skill.

“FOR A SUSTAINABLE TOMORROW”